HRB®

M5003

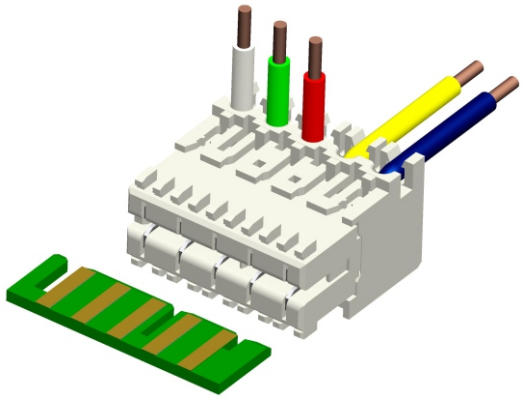

SPECIFICATION

Current rating: 6A AC, DC
Voltage rating: 250V AC, DC
Operating Temperature: -40˚C--+120˚C
Contact Resistance: 10mΩ max.
Insulation resistance: 1000MΩ min.
Withstanding voltage: 2800V AC/minute
Material: Housing:Nylon66 UL94V-0
Terminal: Phosphor bronze, Tin-plated
silver-plated or selective gold-plated
Wire range: AWG 20 to 18
GWT:750˚C IEC-60335-1

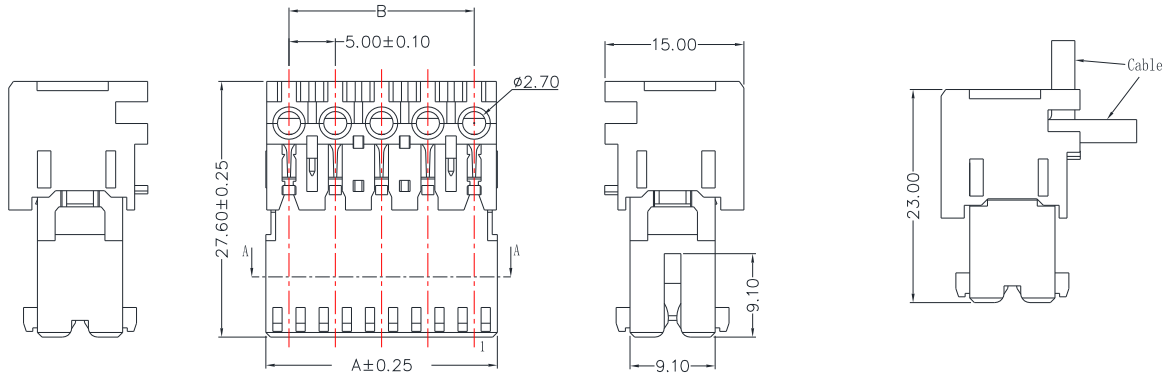

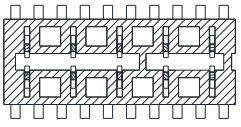

SECTION:A-A

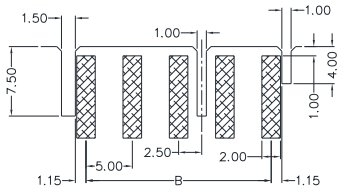

P.C.Board layout

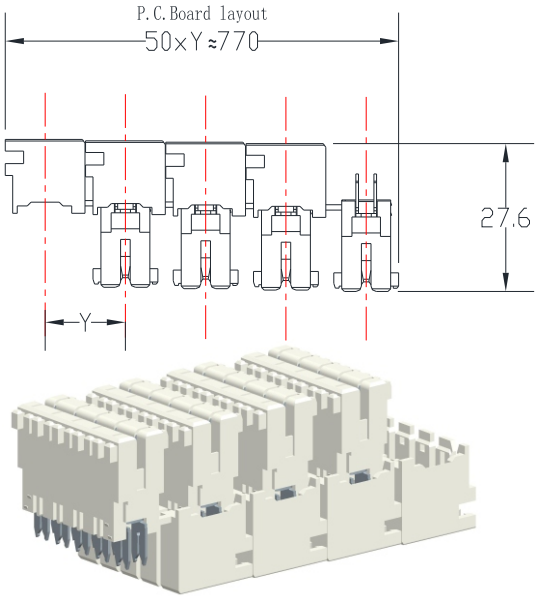

	Dimensions	
Circuits	Dim:A	Dim:B
2	10.00	5.00
3	15.00	10.00
4	20.00	15.00
5	25.00	20.00
6	30.00	25.00
7	35.00	30.00
8	40.00	35.00
9	45.00	40.00
10	50.00	45.00
11	55.00	50.00
12	60.00	55.00

HRB®

M5003 Part Number Definition

M5003-X-XX-X-X

Plated number:
Blank: tin plated
00H: Selective gold plated 1U”
02H: Selective gold plated 3U”
03H: Selective gold plated 5U”
S: Silver plated

Solid rib Pos. number:
0: Without
1: Between pos. 1 and pos. 2
2: Between pos.2 and pos. 3
and so on

Right side wall number:
A: without; B: 0.9mm thickness (long wall) ;
C: 1.25mm thickness (long wall),
D: 0.9mm thickness (short wall)
E:1.25mm thickness (short wall)

Left side wall number:
A: without; B: 0.9mm thickness (long wall) ;
C: 1.25mm thickness (long wall),
D: 0.9mm thickness (short wall)
E:1.25mm thickness (short wall)

Pos. number(2 to 12)

HRB product series number

View

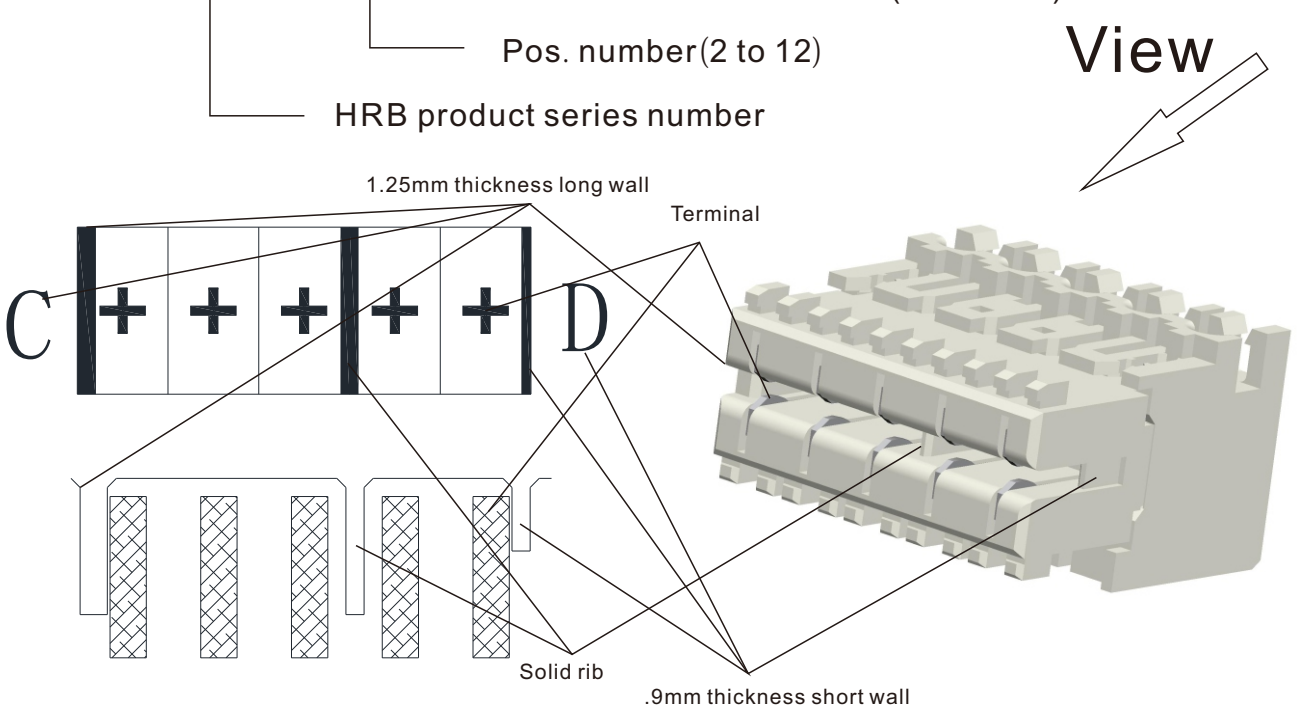

HRB®

M5004

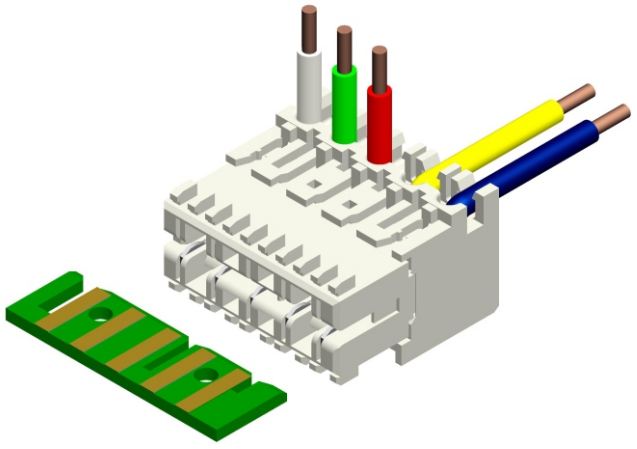

SPECIFICATION

Current rating: 6A AC, DC
Voltage rating: 250V AC, DC
Operating Temperature: -40˚C--+120˚C
Contact Resistance: 10mΩ max.
Insulation resistance: 1000MΩ min.
Withstanding voltage: 2800V AC/minute
Material: Housing:Nylon66 UL94V-0
Terminal: Phosphor bronze, Tin-plated
silver-plated or selective gold-plated
Wire range: AWG 20 to 18
GWT:750˚C IEC-60335-1

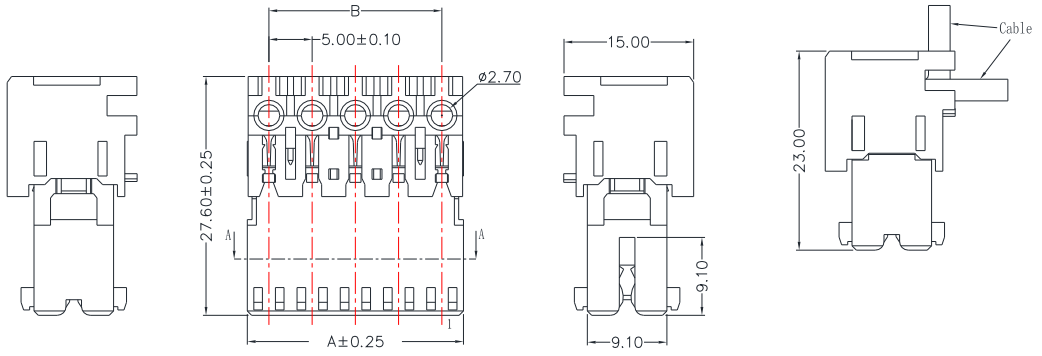

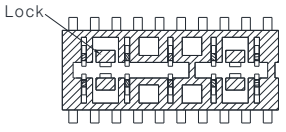

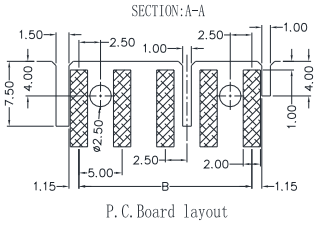

P.C.Board layout

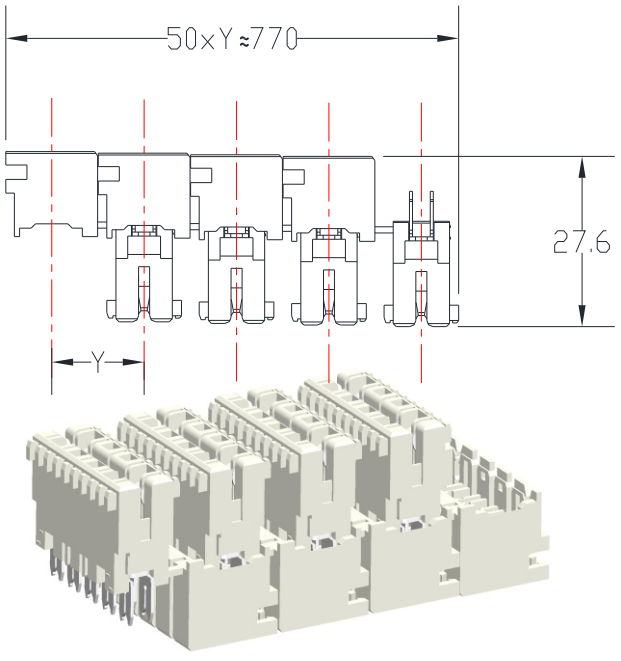

	Dimensions	
Circuits	Dim:A	Dim:B
2	10.00	5.00
3	15.00	10.00
4	20.00	15.00
5	25.00	20.00
6	30.00	25.00
7	35.00	30.00
8	40.00	35.00
9	45.00	40.00
10	50.00	45.00
11	55.00	50.00
12	60.00	55.00

HRB®

M5004 Part Number Definition

M5004-X-XX-X-X-X

Plated number:
Blank: tin plated
00H: Selective gold plated 1U"
02H: Selective gold plated 3U"
03H: Selective gold plated 5U"
S: Silver plated

Solid rib Pos. number:
0: Without
1: Between pos. 1 and pos. 2
2: Between pos.2 and pos. 3
and so on

Hook Pos. number:
1: Between pos. 1 and pos. 2
2: Between pos.2 and pos. 3
and so on

Right side wall number:
A: without; B: 0.9mm thickness (long wall) ;
C: 1.25mm thickness (long wall),
D: 0.9mm thickness (short wall)
E:1.25mm thickness (short wall)

Left side wall number:
A: without; B: 0.9mm thickness (long wall) ;
C: 1.25mm thickness (long wall),
D: 0.9mm thickness (short wall)
E:1.25mm thickness (short wall)

Pos. number(2 to 12)

HRB product series number

View

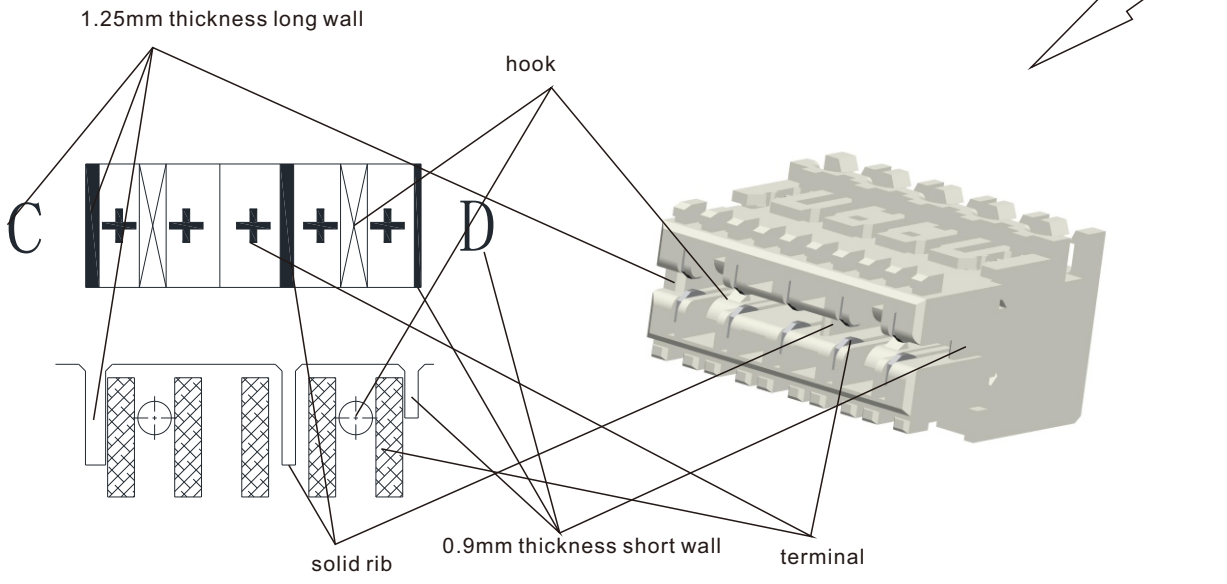

HRB®

M5005

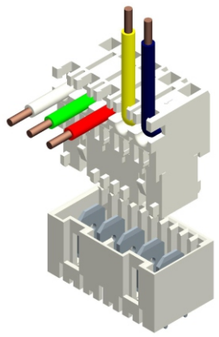

SPECIFICATION

Current rating: AWG 20# 7A AC, DC
AWG 18# 10A AC, DC
Voltage rating: 250V AC, DC
Operating Temperature: -40˚C--+120˚C
Contact Resistance: 10mΩ max.
Insulation resistance: 1000MΩ min.
Withstanding voltage: 2800V AC/minute
Material: Housing:Nylon66 UL94V-0
Terminal: Phosphor bronze, Tin-plated
silver-plated or selective gold-plated
Wire range: AWG 20 to 18
Insulation diameter: 2.5mm Max.
GWT:750˚C IEC-60335-1

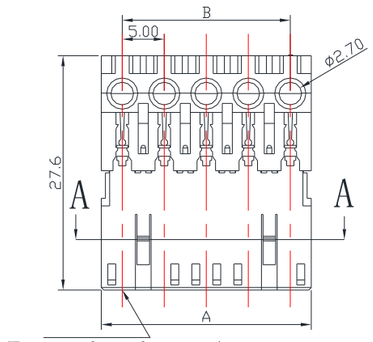

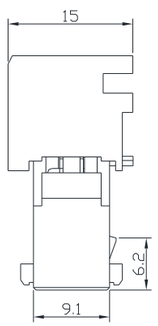

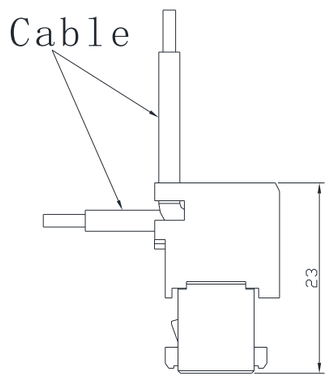

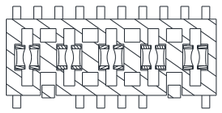

SECTION: A-A

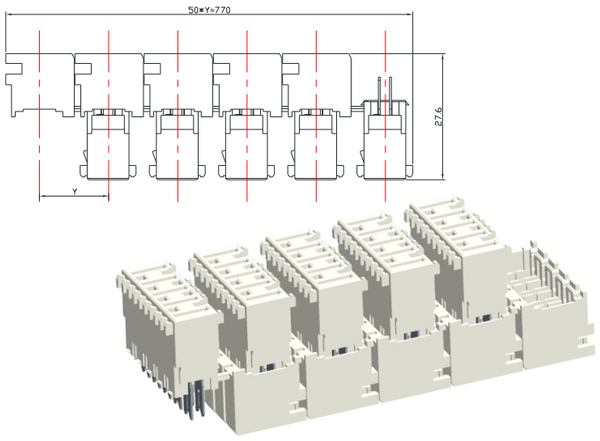

	Dimensions	
Circuits	Dim:A	Dim:B
2	10.00	5.00
3	15.00	10.00
4	20.00	15.00
5	25.00	20.00
6	30.00	25.00
7	35.00	30.00
8	40.00	35.00
9	45.00	40.00
10	50.00	45.00
11	55.00	50.00
12	60.00	55.00

HRB®

M5005 Part Number Definition

M5005-X-X-XXX-XX-X

- Plated number:
  Blank: tin plated
  00H: Selective gold plated 1U”
  02H: Selective gold plated 3U”
  03H: Selective gold plated 5U”
  S: Silver plated
- Lock Position No.
- Key control No.
- Color
- Pos. number(2 to 12)
- HRB product series number

View

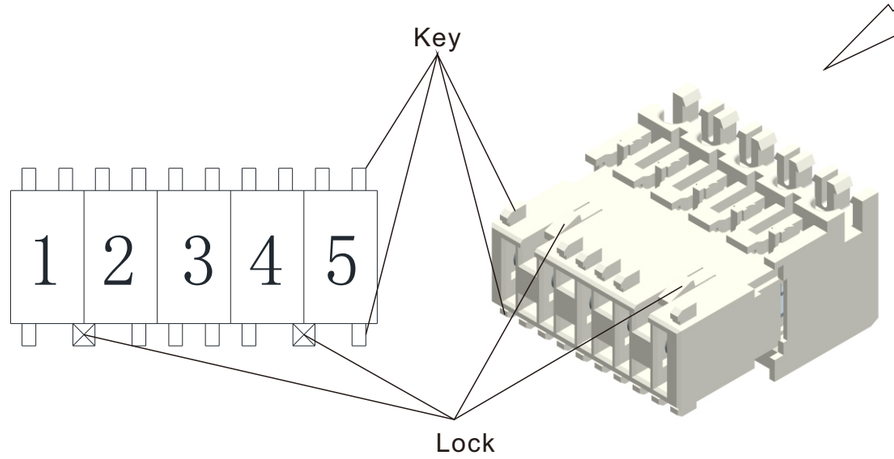

HRB®

M5006



SPECIFICATION

Current rating: AWG 20# 7A AC, DC
AWG 18# 10A AC, DC
Voltage rating: 250V AC, DC
Operating Temperature: -40˚C--+120˚C
Contact Resistance: 10mΩ max.
Insulation resistance: 1000MΩ min.
Withstanding voltage: 2800V AC/minute
Material: Housing:Nylon66 UL94V-0
Terminal: Phosphor bronze, Tin-plated
silver-plated or selective gold-plated
Wire range: AWG 20 to 18
Insulation diameter: 2.5mm Max.
GWT:750˚C IEC-60335-1

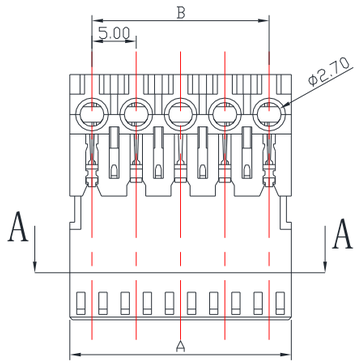

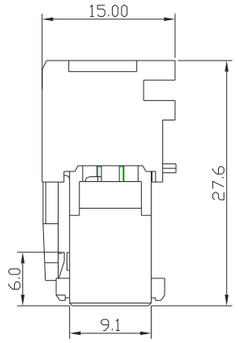

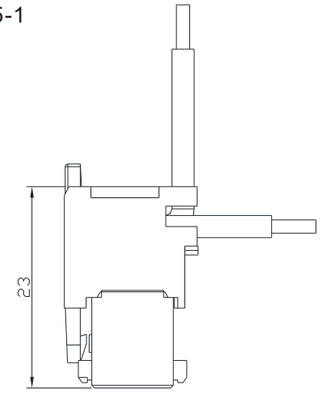

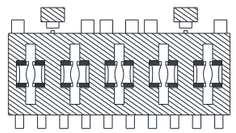

SECTION: A-A

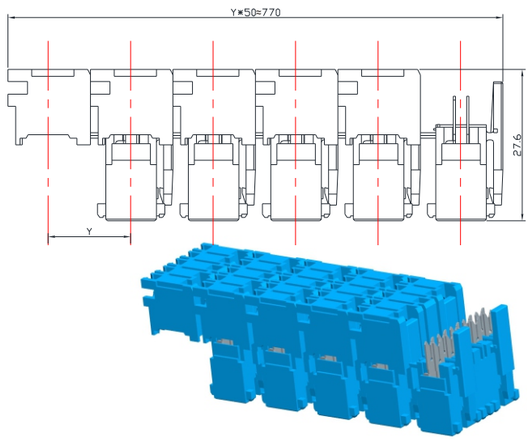

	Dimensions	
Circuits	Dim:A	Dim:B
2	10.00	5.00
3	15.00	10.00
4	20.00	15.00
5	25.00	20.00
6	30.00	25.00
7	35.00	30.00
8	40.00	35.00
9	45.00	40.00
10	50.00	45.00
11	55.00	50.00
12	60.00	55.00

HRB®

M5006 Part Number Definition

M5006-X-X-XXX-XX-X

- Plated number:
  Blank: tin plated
  00H: Selective gold plated 1U”
  02H: Selective gold plated 3U”
  03H: Selective gold plated 5U”
  S: Silver plated
- Lock Position No.
- Key control No.
- Color
- Pos. number(2 to 12)
- HRB product series number

View

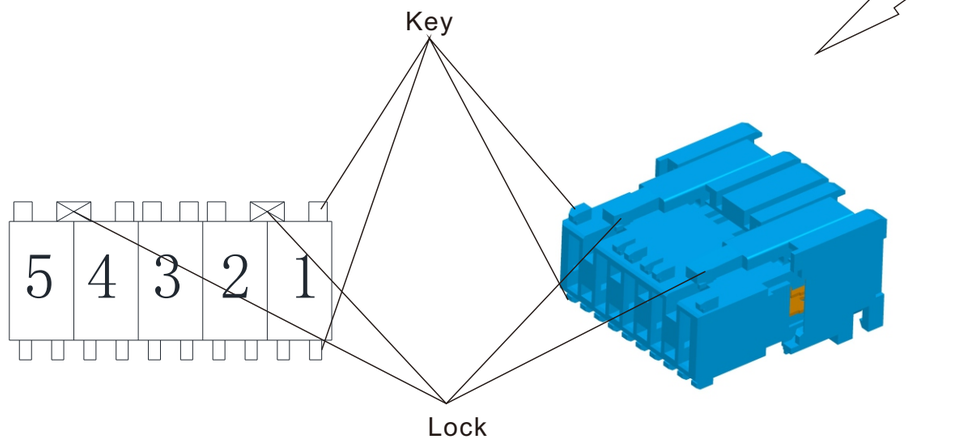

HRB®

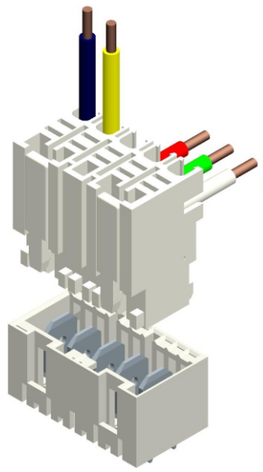

M5007

SPECIFICATION

Current rating: 2-4 circuits: 16A AC, DC
5-8 circuits: 12A AC, DC
Voltage rating: 250V AC, DC
Operating Temperature: -40˚C--+120˚C
Contact Resistance: 10mΩ max.
Insulation resistance: 1000MΩ min.
Withstanding voltage: 2800V AC/minute
Material: Housing:Nylon66 UL94V-0
Terminal: Phosphor bronze,
silver-plated or selective gold-plated
Wire range: AWG 16#
Insulation diameter: 2.5mm Max.
GWT:750˚C IEC-60335-1

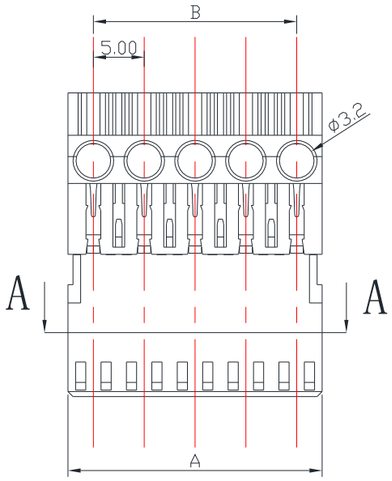

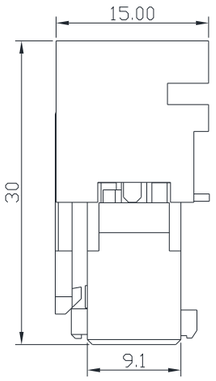

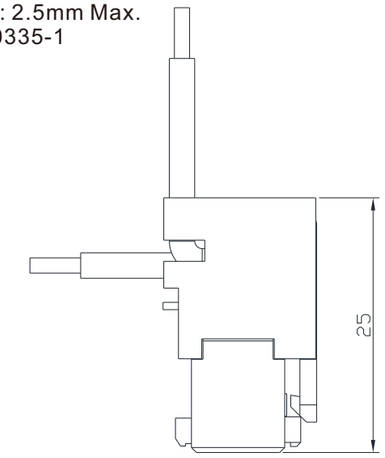

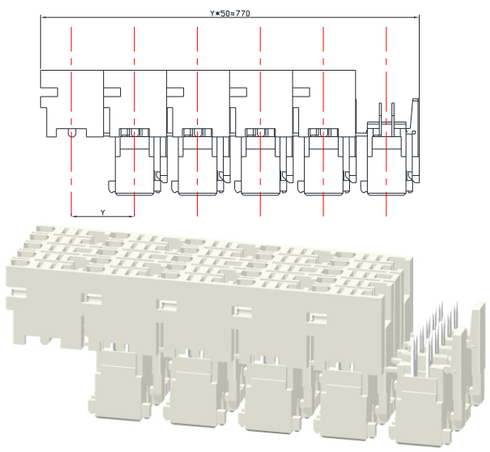

	Dimensions	
Circuits	Dim:A	Dim:B
2	10.00	5.00
3	15.00	10.00
4	20.00	15.00
5	25.00	20.00
6	30.00	25.00
7	35.00	30.00
8	40.00	35.00

HRB®

M5007 Part Number Definition

M5007-X-X-XXX-XX-X

- Plated number:
  Blank: tin plated
  00H: Selective gold plated 1U”
  02H: Selective gold plated 3U”
  03H: Selective gold plated 5U”
  S: Silver plated
- Lock Position No.
- Key control No.
- Color
- Pos. number(2 to 12)
- HRB product series number

View

